



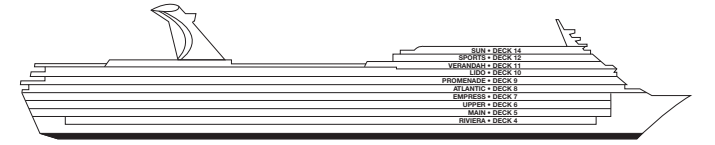
ACCOMMODATIONS SYMBOL LEGEND

- ★ 2 Twin Beds (convert to King) and Single Convertible Sofa
- 2 Twin Beds (convert to King) and 1 Upper
- 2 Twin Beds (convert to King) and 2 Uppers
- † 2 Twin Beds (convert to King) and Double Convertible Sofa
- ◆ Stateroom with 2 Porthole Windows
- ◁ Connecting staterooms (ideal for families and groups of friends)
- U Unisex Wheelchair Accessible Restroom

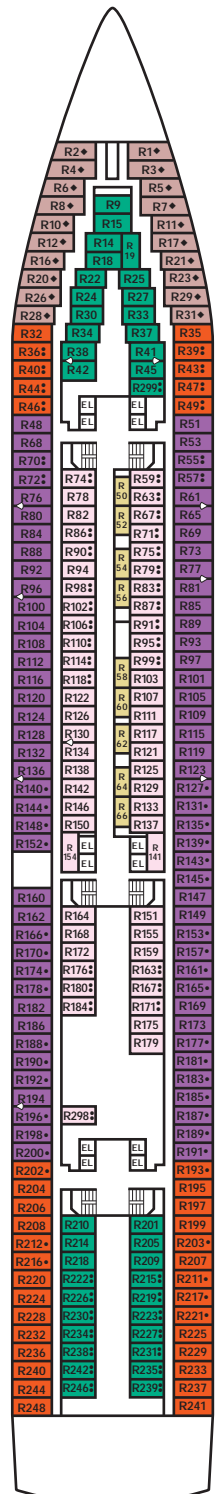
Staterooms are available that are modified for wheelchair users. Please contact Carnival Reservations Department, Guest Access Services, at 1-800-438-6744, ext. 70025, for details.

CATEGORIES

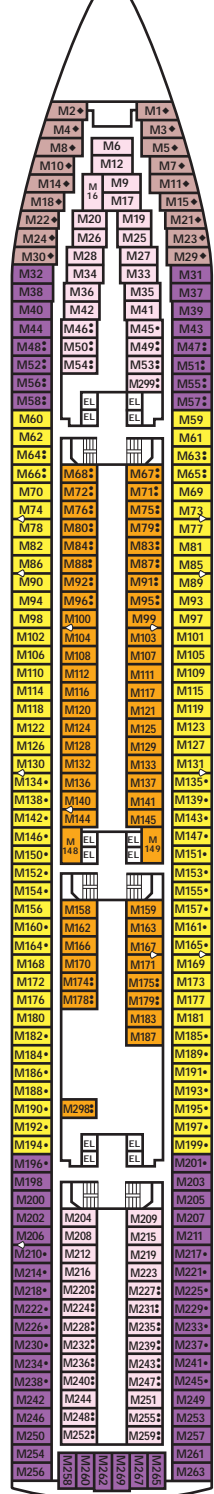
- 1A Interior Upper/Lower
- P1 Porthole
- 4A 4B 4C 4D 4E 4I Interior
- 6A 6B 6C 6D 6E Ocean View
- 0B Suite (obstructed views)
- 0S Ocean Suite
- 0G Grand Suite



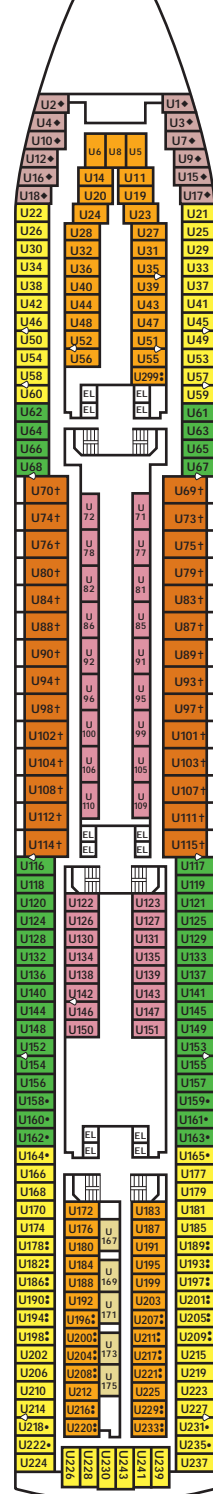
Gross Tonnage: 70,367 Length: 855 Feet Beam: 103 Feet
Cruising Speed: 21 Knots Guest Capacity: 2,052 (Double Occupancy)
Total Staff: 920 Registry: The Bahamas



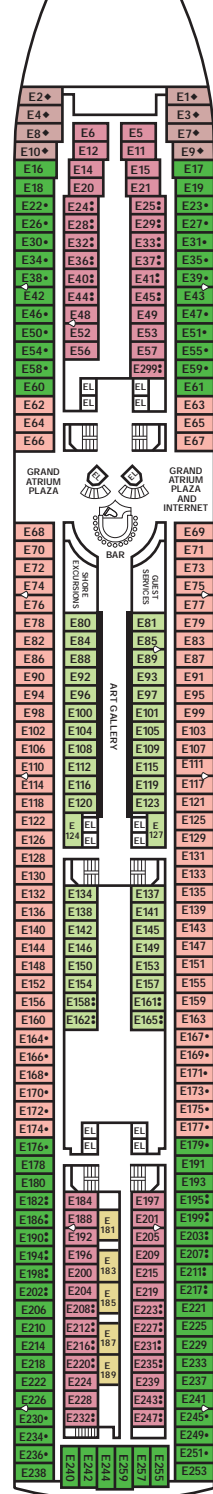
Riviera • Deck 4



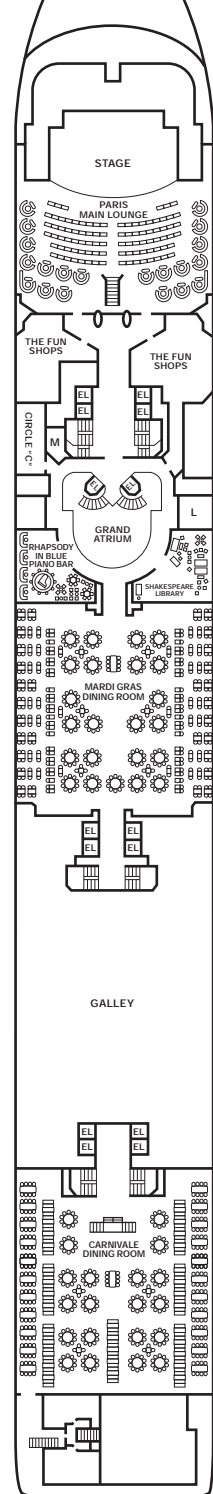
Main • Deck 5



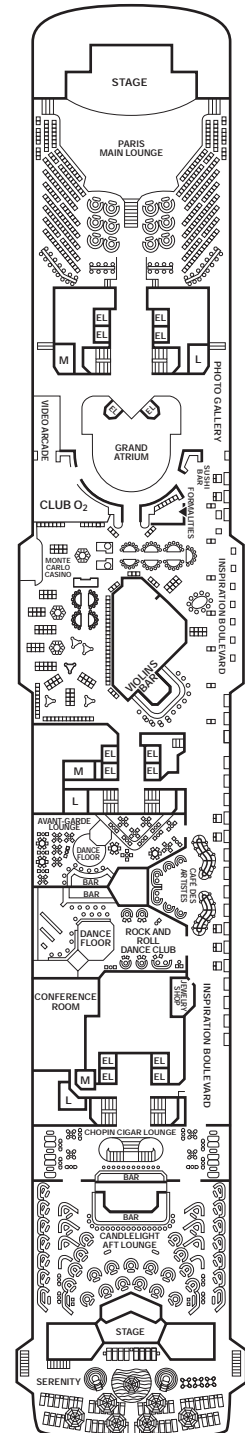
Upper • Deck 6



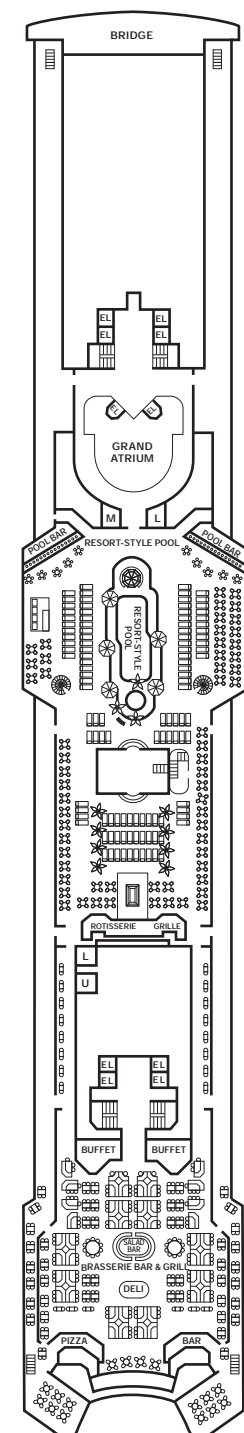
Empress • Deck 7



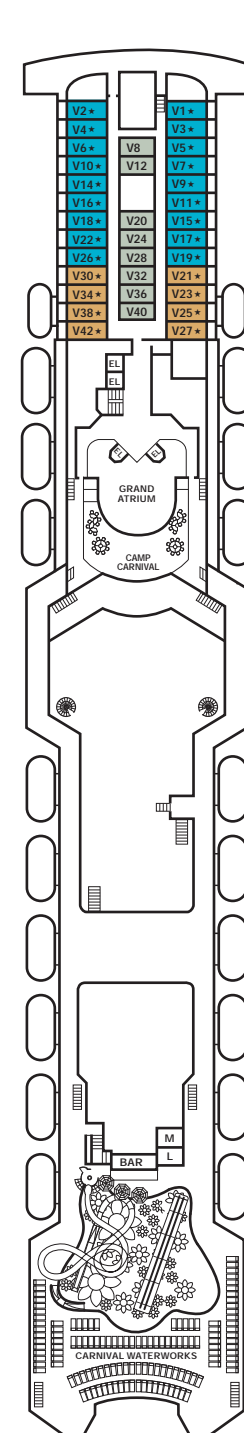
Atlantic • Deck 8



Promenade • Deck 9



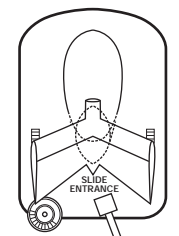
Lido • Deck 10



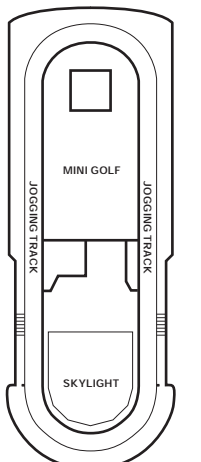
Verandah • Deck 11



Forward Sports • Deck 12



Aft Sports • Deck 12



Sun • Deck 14